

February 2014

Prepared by  
NMG Investments Monitoring Division

For



**Benchmark Retirement Fund**

Investment Report as at 31 December 2013

## 1. Fund Fact Sheets

---

## Allan Gray Namibia Investment Trust

**Risk Profile:** Moderate

**Size:** N\$ 3bn

**Portfolio Description:**

The Allan Gray Namibia Investment Trust is a market-linked balanced portfolio which represents Allan Gray's best investment view for balanced mandates.

**Inception:** Aug-1999

**CIO:** Ian Liddle

**Portfolio Manager**

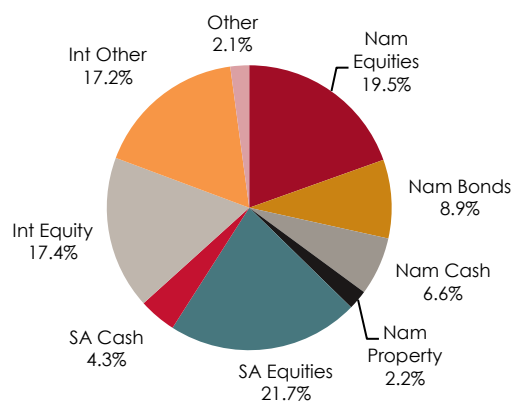
Ian Liddle, Duncan Artus, Andrew Lapping, Simon Raubenheimer

**Benchmark**

The benchmark for the fund is the average of the Alexander Forbes Namibia Survey for Retirement Funds. For comparative purposes the NMG Average Moderate Fund will be used as benchmark.

**Fees:** 0.75% p.a. on average month end market value

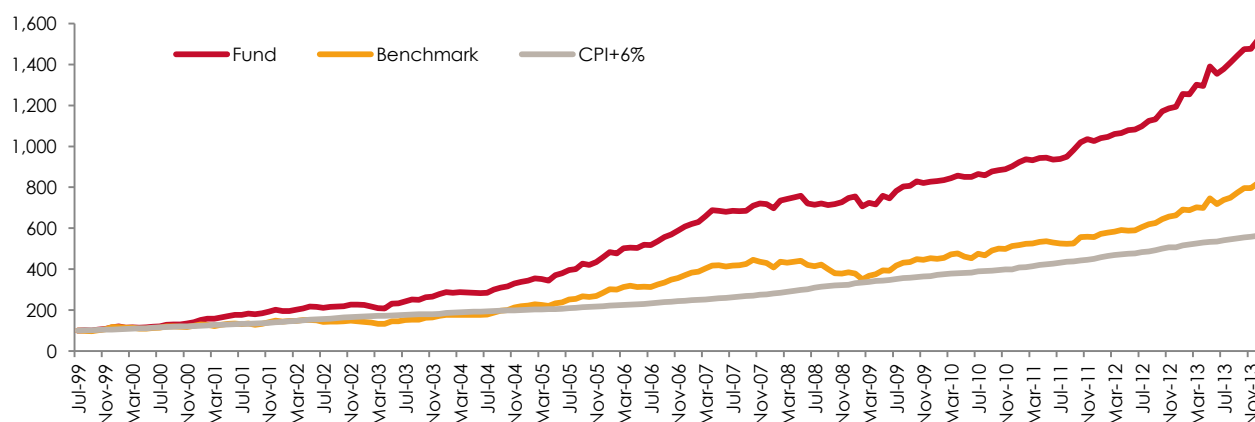
**Asset Allocation as at 31 December 2013**



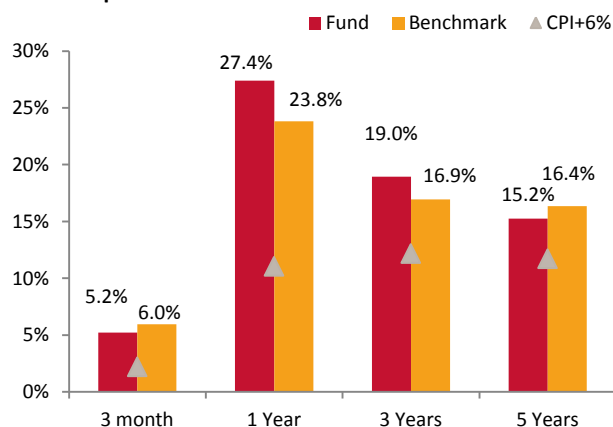
**Top 10 Securities**

Share	% of Portfolio	Share	% of Portfolio
1 Sasol	12.2%	6 Stimulus	6.6%
2 British American Tobacco	10.3%	7 Remgro	4.4%
3 FNB	9.0%	8 Anglo America	3.8%
4 SAB Miller	7.3%	9 Bidvest	3.4%
5 Standard Bank	6.3%	10 Nambrew	3.3%

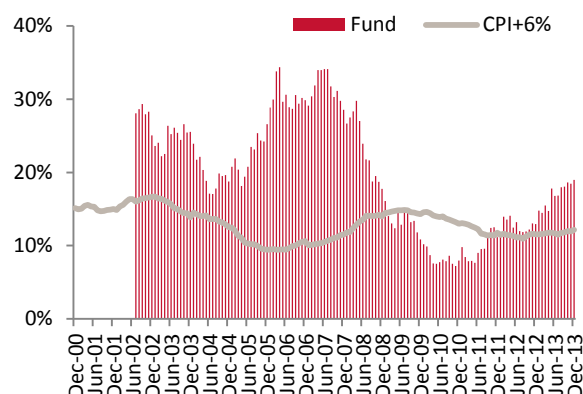
**Cumulative Performance vs Benchmark since inception**



**Historical performance as at 31 December 2013**



**3-year rolling performance vs. CPI target**



## Investec Managed Fund

**Risk Profile:** Moderate

**Size:** N\$ 1bn

### Portfolio Description

The Investec Managed Fund is a market-linked balanced portfolio which aims to achieve stable returns over the longer term by investing in all asset classes. This portfolio represents Investec's best investment view.

**Inception:** May-97

**CIO:** John McNab, Mimi Ferrini

### Portfolio Manager

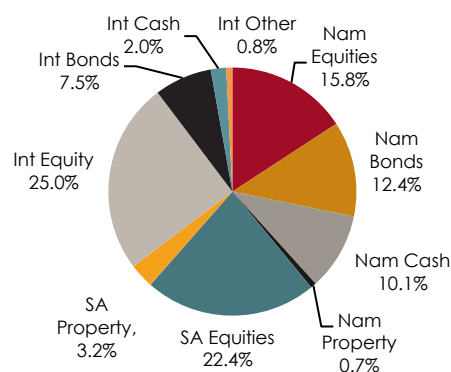
James Hatuikulipi and Chris Freund

### Benchmark

The benchmark for the fund is to outperform the average of the manager's peer group. For comparative purposes the NMG Average Moderate Fund will be used as benchmark.

**Fees:** 0.75% p.a. on average month end market value

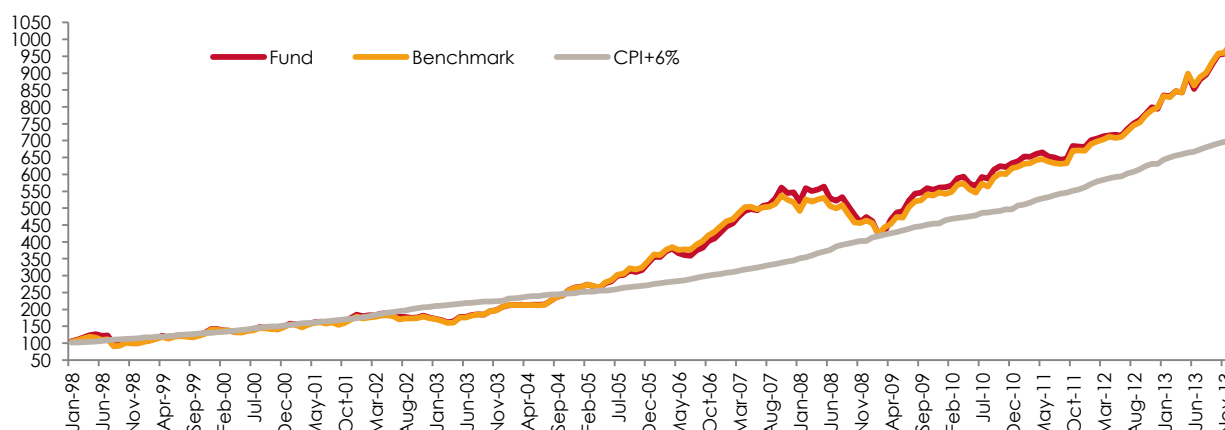
### Asset Allocation as at 31 December 2013



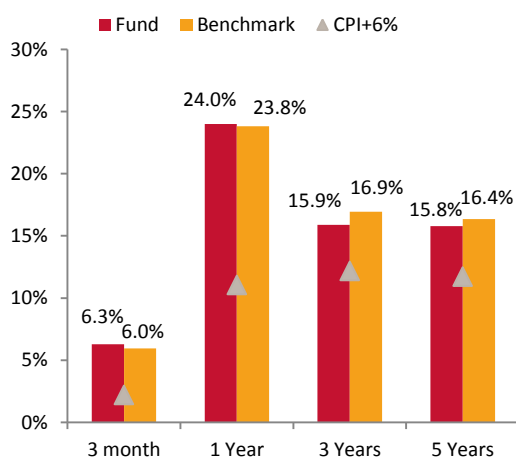
### Top 10 Securities

Share	% of Portfolio	Share	% of Portfolio
1 Old Mutual Plc	11.4%	6 Liberty Holdings Ltd	4.5%
2 FirstRand Bank	9.3%	7 Steinhoff International	3.9%
3 BHP Billiton plc	9.2%	8 Sasol	3.8%
4 Naspers Ltd	5.9%	9 Capital Property Fund Ltd	3.7%
5 Nedbank Ltd	4.6%	10 Mondi	3.5%

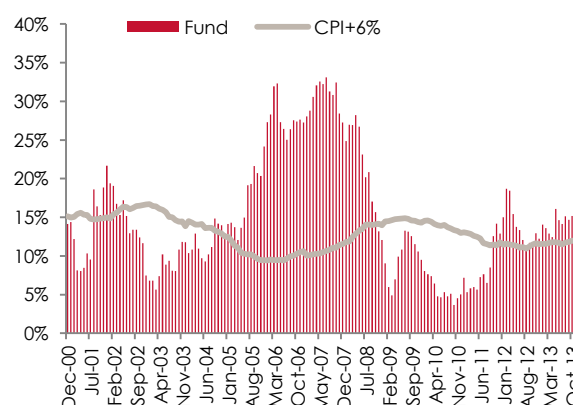
### Cumulative Performance vs. Benchmark since January 1998



### Historical performance as at 31 December 2013



### 3-year rolling performance vs. CPI target



## AF Namibia Balanced Growth Fund

**Risk Profile:** Moderate

**Size:** N\$ 986m

**Portfolio Description**

The AF Namibia Balanced Growth portfolio is a multi-managed, market-linked balanced portfolio which represents Investment Solutions' best investment view for balanced mandates. The portfolio invests in all asset classes and focusses on reducing volatility by diversifying among managers with different investment styles.

**Inception:** Apr-09

**CIO:** Mark Lindheim

**Portfolio Manager**

Suniti Naran

**Benchmark**

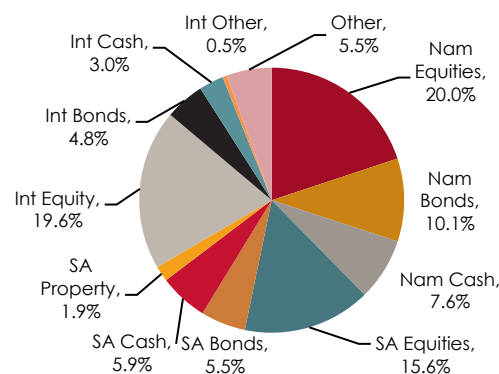
The portfolio has an internal benchmark. For comparative purposes the NMG Average Moderate Fund will be used as benchmark

**Fees:** 0.8% p.a. domestic assets  
0.9% p.a. international assets

**Underlying Managers:**

Allan Gray, Coronation, Kagiso, Prescient, Absa, Foord, Oasis, Element, Afena, Caveo, Sanlam, Stanlib, Catalyst, OMIGSA

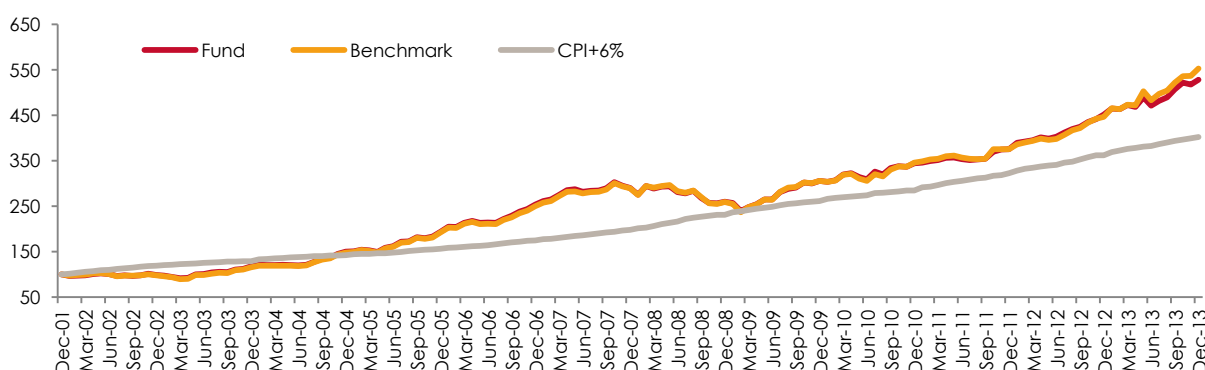
**Asset Allocation as at 31 December 2013**



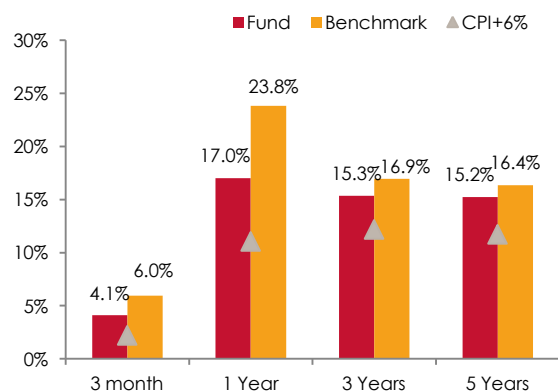
**Top 10 Securities**

Share	% of Portfolio	Share	% of Portfolio
1 Old Mutual Namibia	2.3%	6 Sanlam Namibia	1.9%
2 Firststrand Limited Namibia	2.2%	7 Nedbank Group	1.9%
3 Standard Bank Group	2.2%	8 MMI Holdings	1.3%
4 Anglo American Plc Namibia	2.1%	9 Truworths International NAD	1.2%
5 Shoprite Holdings	2.0%	10 Investec Limited	1.0%

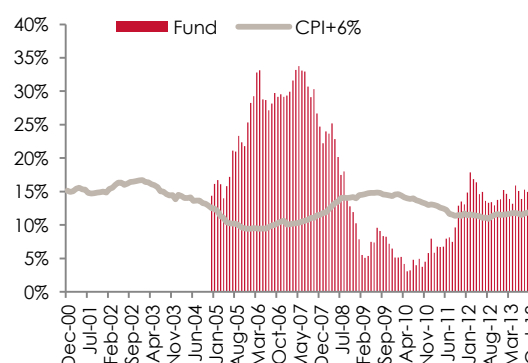
**Cumulative Performance vs Benchmark since inception**



**Historical performance as at 31 December 2013**



**3-year rolling performance vs. CPI target**



## Old Mutual Namibia Profile Pinnacle Fund

**Risk Profile:** Moderate

**Size:** N\$ 158m

**Portfolio Description**

The Old Mutual Namibia Profile Pinnacle Portfolio is a market-linked balanced portfolio which places emphasis on asset allocation across all asset classes. OMIGNAM has closed the OMIGNAM Balanced Fund and replaced it with OMIGNAM Profile Pinnacle. This mandate is now OMIGNAM's best investment view for a moderate balanced mandate. The portfolio aims to achieve consistent real returns over the longer term. Fund returns below include OMIGNAM Profile Balanced for the period 01 March 1998 until 01 September 2013. Fund returns after 01 September 2013 are those of OMIGNAM Profile Pinnacle.

**Inception:** Apr-98

**CIO:** Peter Brooke

**Portfolio Manager**

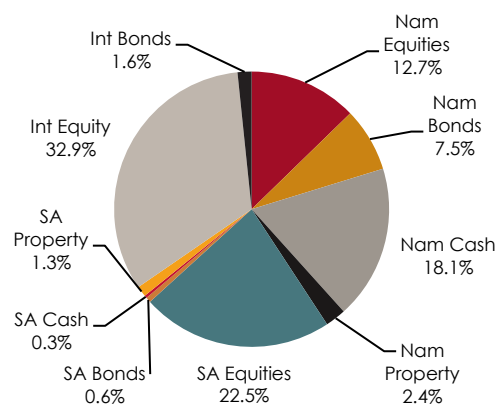
Peter Brooke and Tyrone van Wyk

**Benchmark**

The OMIGNAM Profile Pinnacle Portfolio has an internal benchmark. For comparative purposes the NMG Average Moderate Fund will be used as benchmark.

**Fees:** 0.55% p.a. domestic assets  
0.80% p.a. international assets

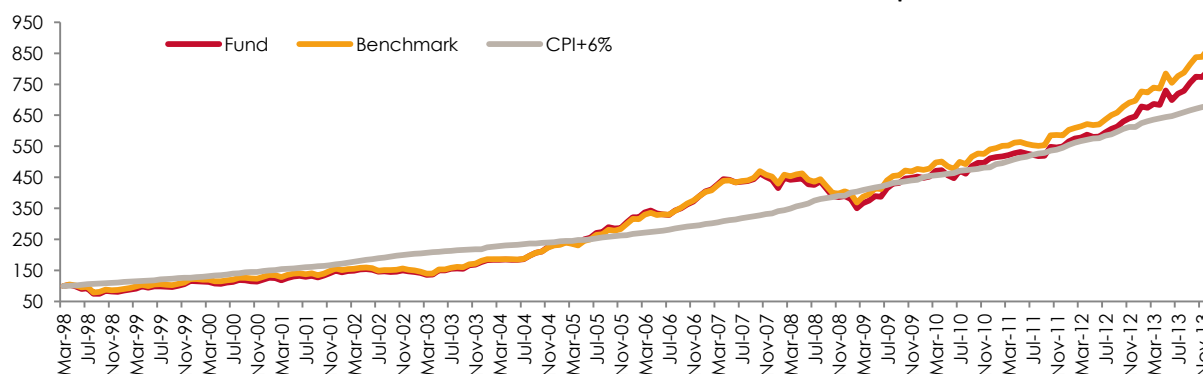
**Asset Allocation as at 31 December 2013**



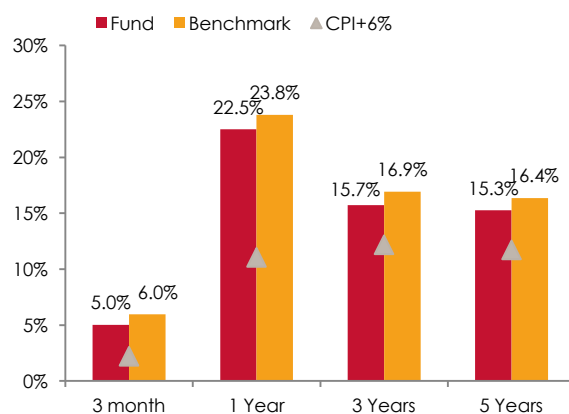
**Top 10 Securities**

Share	% of Portfolio	Share	% of Portfolio
1 Anglo American	8.5%	6 Naspers	5.0%
2 Investec	6.9%	7 Sasol	4.9%
3 MTN Group	6.3%	8 BHP Billiton	4.7%
4 Compagnie	5.3%	9 British American Tobacco	3.3%
5 FirstRand	5.2%	10 Barclays	3.2%

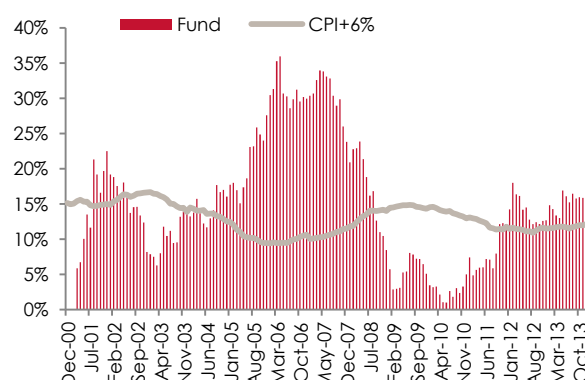
**Cumulative Performance vs. Benchmark since inception**



**Historical performance as at 31 December 2013**



**3-year rolling performance vs. CPI target**



## Prudential Namibia Balanced Fund

**Risk Profile:** Moderate

**Size:** N\$ 80m

**Portfolio Description**

The Prudential Namibia Balanced portfolio is a market-linked balanced portfolio which aims to achieve consistent growth of capital and income by maintaining a superior stock selection across all industries relative to the benchmark and across all asset classes. The portfolio represents Prudential's best investment view.

**Inception:** Aug-08

**CIO:** Marc Beckenstrater

**Portfolio Manager**

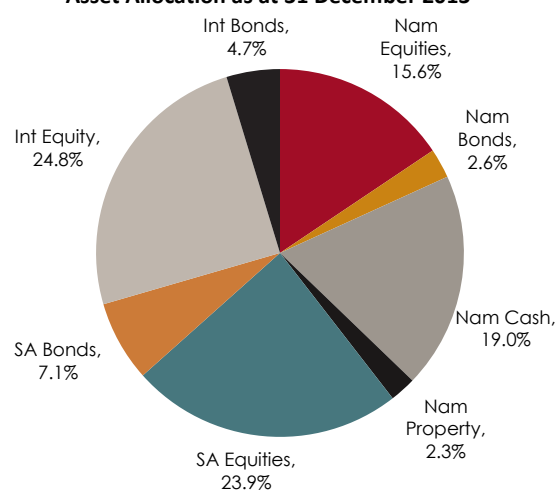
Michael Moyle and Marc Beckenstrater

**Benchmark**

The benchmark for the portfolio is the Alexander Forbes Global Large Manager Watch (Namibia). For comparative purposes the NMG Average Moderate Fund will be used as benchmark

**Fees:** 0.75% p.a. on average month end market value

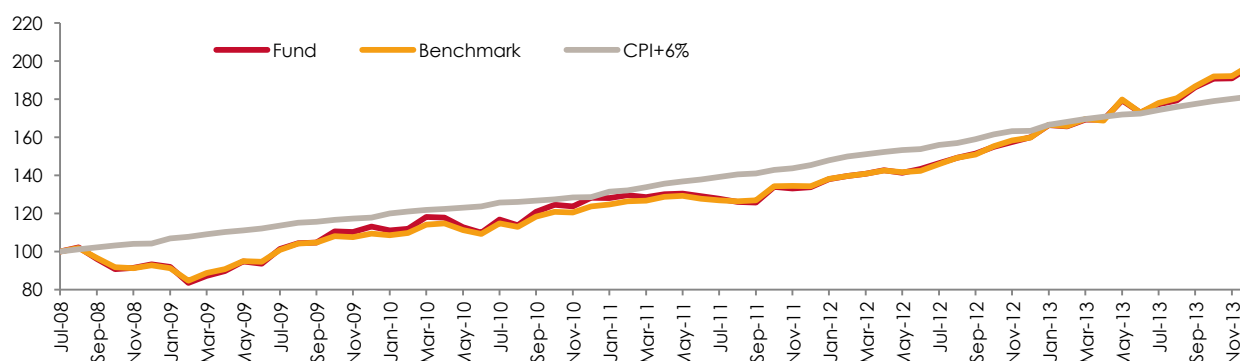
**Asset Allocation as at 31 December 2013**



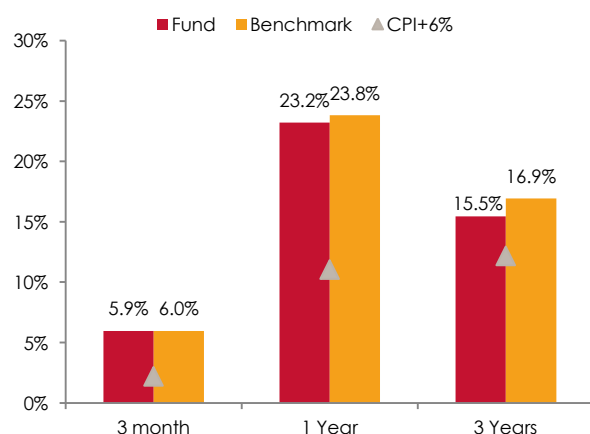
**Top 10 Securities**

Share	% of Portfolio	Share	% of Portfolio
1 MTN Goup	3.9%	6 First Rand Namibia	2.1%
2 Naspers	3.9%	7 Old Mutual	2.0%
3 Sasol	3.0%	8 British American Tobacco	2.0%
4 Standard Bank Group Namibia	2.5%	9 BHP Billiton	1.6%
5 Anglo American	2.2%	10 Richemont	1.5%

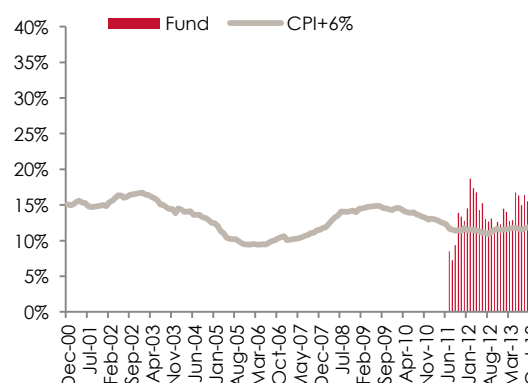
**Cumulative Performance vs. Benchmark since inception**



**Historical performance as at 31 December 2013**



**3-year rolling performance vs. CPI target**



## Sanlam Namibia Balanced Fund

**Risk Profile:** Moderate

**Size:** N\$ 412m

### Portfolio Description

The Sanlam Namibia Managed Prudential Fund is a market-linked Balanced Unit Trust portfolio which invests in all asset classes, aiming to achieve maximum returns over the longer term. The Fund is closely aligned with Sanlam's best investment view and is suitable for investors seeking capital growth over the long term.

**Inception:** Jul-00

**CIO:** Andre Roux

### Portfolio Manager

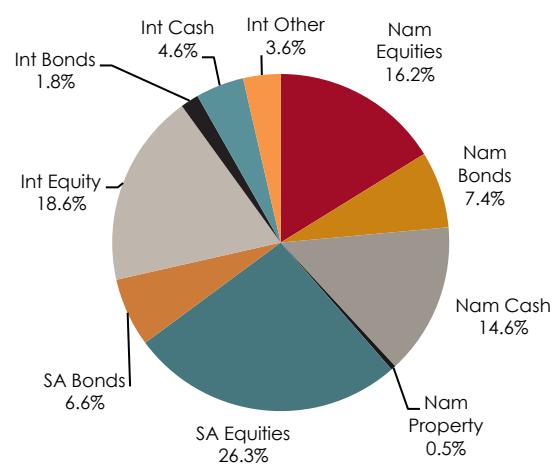
Gerhard Cruywagen

### Benchmark

The benchmark of the portfolio is the average of the Standard&Poor's Micropal Asset Allocation Prudential Medium Equity category. For comparative purposes the NMG Average Moderate Fund will be used as benchmark.

**Fees:** 0.75% p.a. on average month end market value

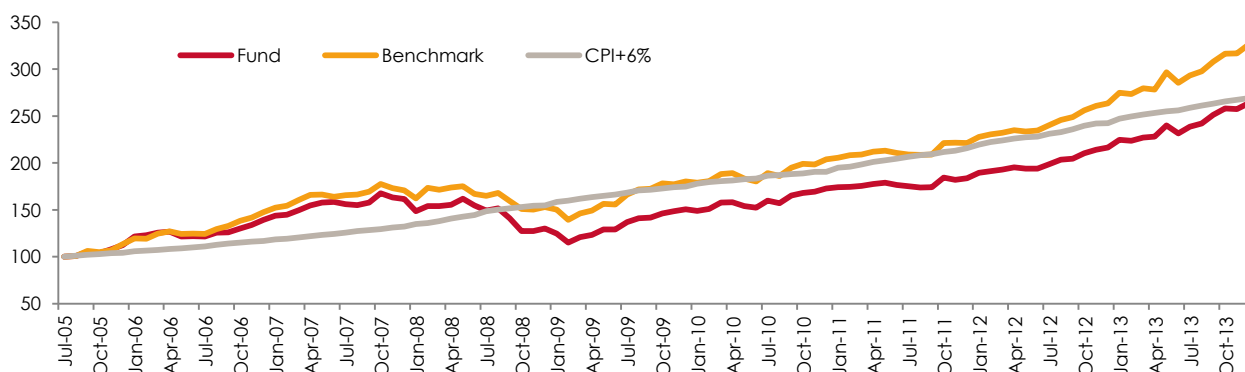
### Asset Allocation as at 31 December 2013



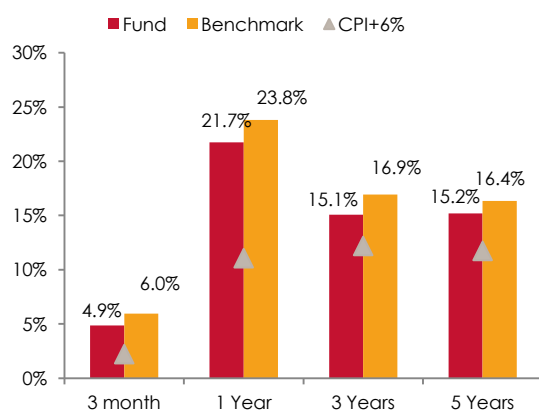
### Top 10 Securities

Share	% of Portfolio	Share	% of Portfolio
1 Sanlam World Equity Tracker Class C USD	8.1%	6 Sasol	3.1%
2 Sim Namibia Floating Rate Fund Class B2 (D)	7.6%	7 GC18 Namibia 9.50% 150718	2.8%
3 Sanlam World Eq	7.5%	8 Sanlam Global Liquidity	2.4%
4 GC24 Nam 10.50% 151024	4.1%	9 Anglo American	2.4%
5 SIM Namibia Property	3.4%	10 BHP Billiton	2.3%

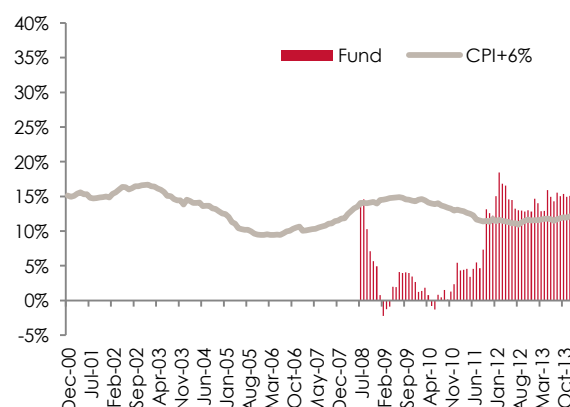
### Cumulative Performance vs. Benchmark since July 2005



### Historical performance as at 31 December 2013



### 3-year rolling performance vs. CPI target





## Standard Bank Namibia Managed Fund

**Risk Profile:** Moderate

**Size:** N\$ 217m

### Portfolio Description

The Standard Bank Namibia Managed Fund is a market-linked balanced portfolio which invests in all asset classes. The fund includes the combined investment views of STANLIB (SA&NAM). The portfolio aims to achieve capital growth over the longer -term.

**Inception:** Apr-98

**CIO:** Brown Amuenje

### Portfolio Manager

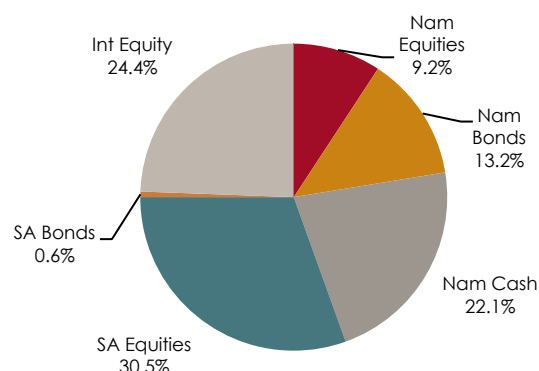
Brown Amuenje

### Benchmark

The benchmark for this fund is the Alexander Forbes Large Manager Watch. For comparative purposes the JMCA average Moderate Fund will be used as benchmark.

**Fees:** 0.50% p.a. on average month end market value

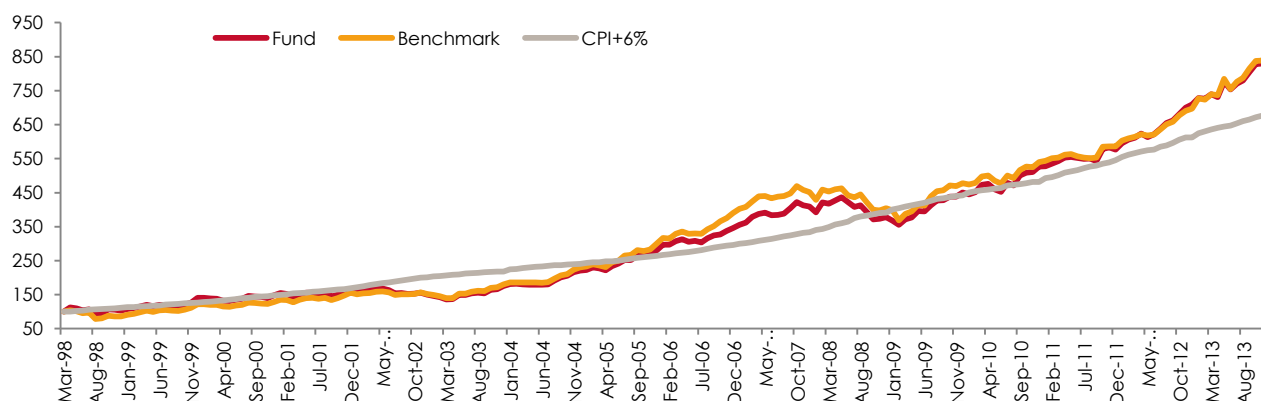
### Asset Allocation as at 31 December 2013



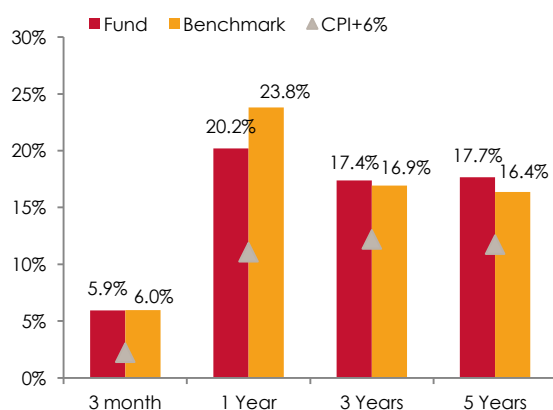
### Top 10 Securities

Share	% of Portfolio	Share	% of Portfolio
1 STANLIB High Alpha Global Equity	24.4%	6 Sasol	3.1%
2 STD Nam Income Fund A Class	11.7%	7 Compagnie Richemont	3.0%
3 Standard Bank Namibia Money Market	10.3%	8 FirstRand Limited	2.2%
4 BHP Billiton	4.2%	9 Aspen Pharmacare	2.0%
5 MTN Group	3.9%	10 Shoprite Holding	1.8%

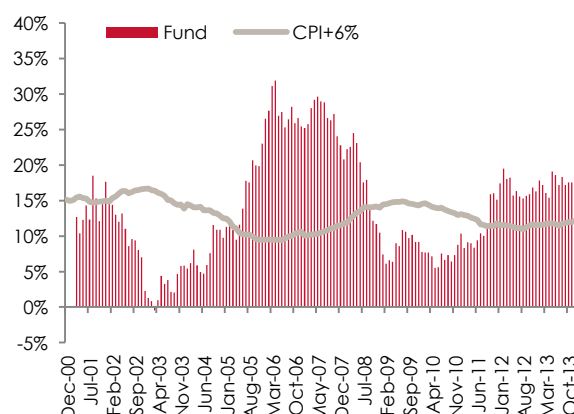
### Cumulative Performance vs. Benchmark since inception



### Historical performance as at 31 December 2013



### 3-year rolling performance vs. CPI target



## NAM Coronation Balanced Defensive Fund

**Risk Profile:** Moderate-low

**Size:** N\$ 505m

### Portfolio Description

The NAM Coronation Balanced Defensive Fund is suitable for members with a lower risk tolerance. It is an actively managed, moderate-low risk fund with exposure to all asset classes. The NAM Balanced Defensive Fund aims to provide a reasonable level of income whilst seeking to preserve capital in real terms.

**Inception:** Nov-07

**CIO:** Eino Emvula

### Portfolio Manager

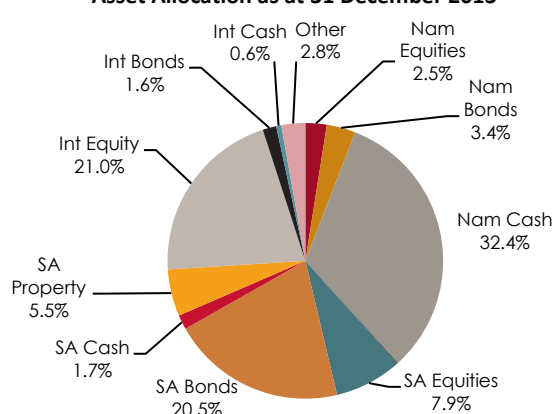
Louis Stassen and Henk Groenewald

### Benchmark

The benchmark for the fund is cash plus 3.0%.

**Fees:** 0.95 % p.a. on average month end market value

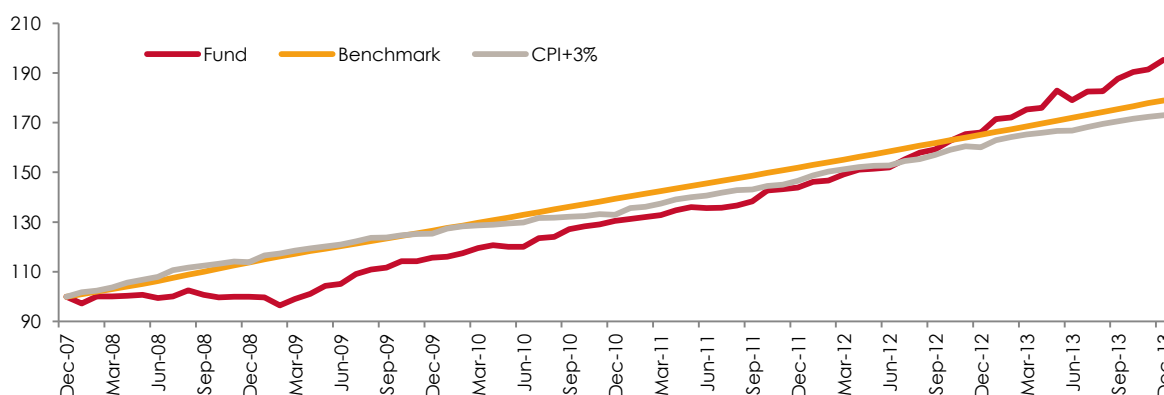
### Asset Allocation as at 31 December 2013



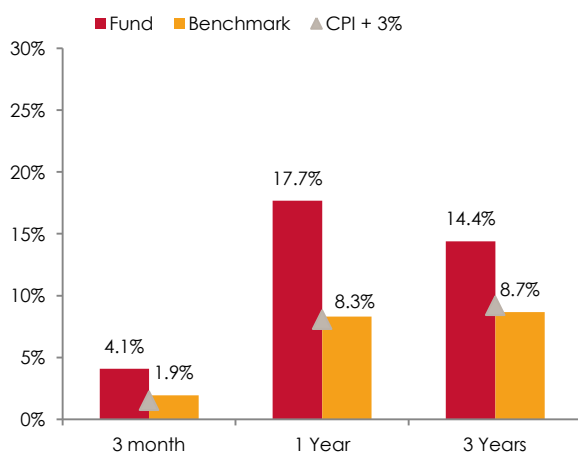
### Top 10 Securities

Share	% of Portfolio	Share	% of Portfolio
1 Coronation Global Opportunities Equity	11.5%	6 Capital & Counties Properties	0.9%
2 Coronation Global Emerging Markets	4.8%	7 Hyprop Investments	0.8%
3 Coronation Global Capital Plus	4.7%	8 MTN Group	0.8%
4 INTU Properties	1.1%	9 Anglo American	0.7%
5 Naspers Ltd	1.0%	10 British American Tobacco	0.7%

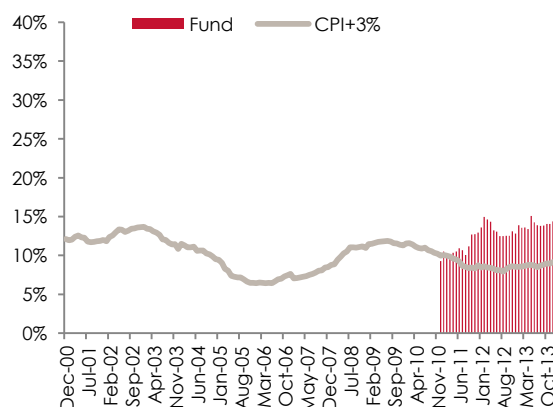
### Cumulative Performance vs. Benchmark since inception



### Historical performance as at 31 December 2013



### 3-year rolling performance vs. CPI target



## NAM Coronation Capital Plus Fund

**Risk Profile:** Moderate-low

**Size:** N\$ 478m

### Portfolio Description

The NAM Coronation Capital Plus Class A Fund (previously Absolute Fund) is suitable for members with a lower risk tolerance. It is an actively managed, moderate-low risk fund with exposure to all asset classes. The fund aims to achieve consistent positive real returns with a primary focus on offering downside protection and preserving capital in real terms over any rolling 12 month period.

**Inception:** Nov-07

**CIO:** Eino Emvula

### Portfolio Manager

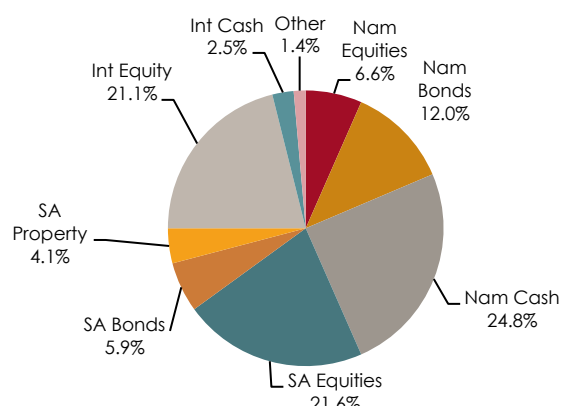
Louis Stassen and Henk Groenewald

### Benchmark

The benchmark for the fund is Namibia Headline Inflation plus 4.0% over a rolling three year period.

**Fees:** 0.95 % p.a. + 10% outperformance to maximum of 2.25% p.a.

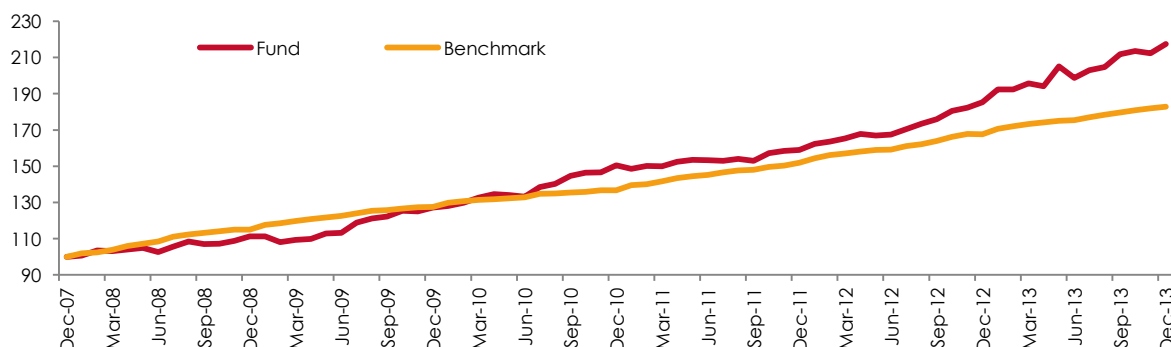
### Asset Allocation as at 31 December 2013



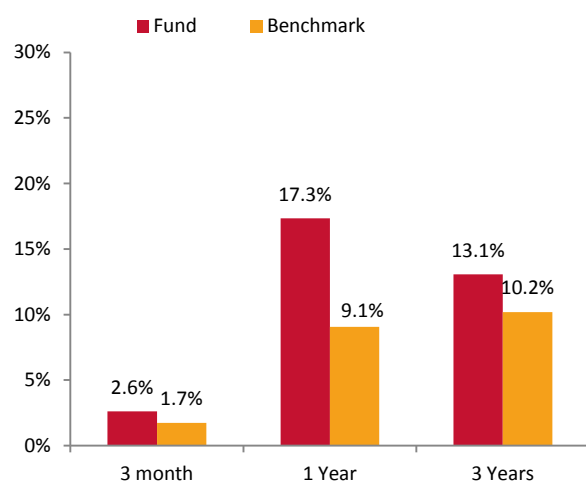
### Top 10 Securities

Share	% of Portfolio	Share	% of Portfolio
1 Coronation Global Plus	9.7%	6 Exxaro Resources Ltd	1.4%
2 Coronation Global Equity FoF	8.0%	7 British American Tobacco	1.4%
3 Coronation Global Managed Fund	2.4%	8 Standard Bank of SA Ltd	1.1%
4 Anglo American Plc	2.3%	9 Metropolitan Life	1.0%
5 MTN Group Ltd	1.5%	10 Coronation Global Emerging Markets	1.0%

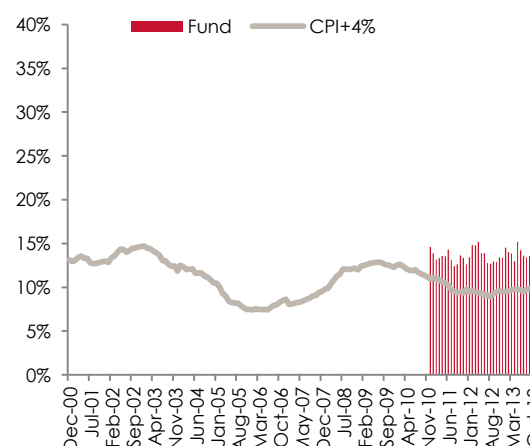
### Cumulative Performance vs. Benchmark since inception



### Historical performance as at 31 December 2013



### 3-year rolling performance vs. CPI target



## Prudential Namibia Inflation Plus Fund

**Risk Profile:** Moderate-low

**Size:** N\$ 1.4bn

### Portfolio Description

The Prudential Namibia Inflation Plus Fund is a conservative market-linked portfolio which aims to produce stable real returns. The fund invests predominantly in inflation linked bonds and other interest-bearing securities and equities.

**Inception:** Sep-99

**CIO:** Marc Beckenstrater

### Portfolio Manager

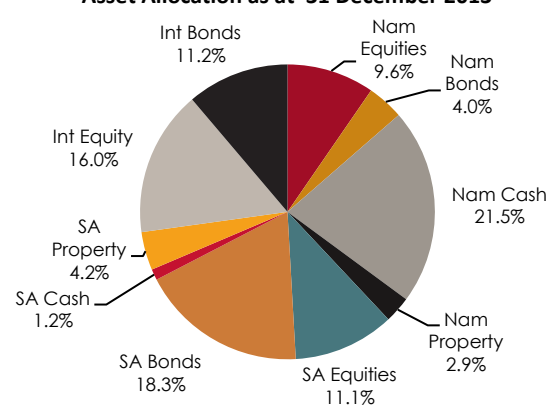
Michael Moyle, Albert Arntz

### Benchmark

The benchmark for the fund is Namibia Headline Inflation plus 4% over a rolling three year period.

**Fees:** 0.7% p.a. on average month end market value

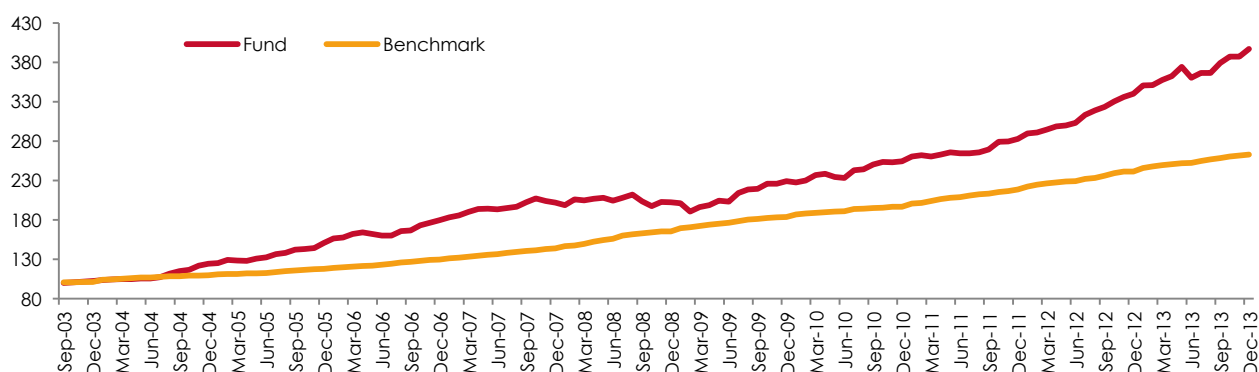
### Asset Allocation as at 31 December 2013



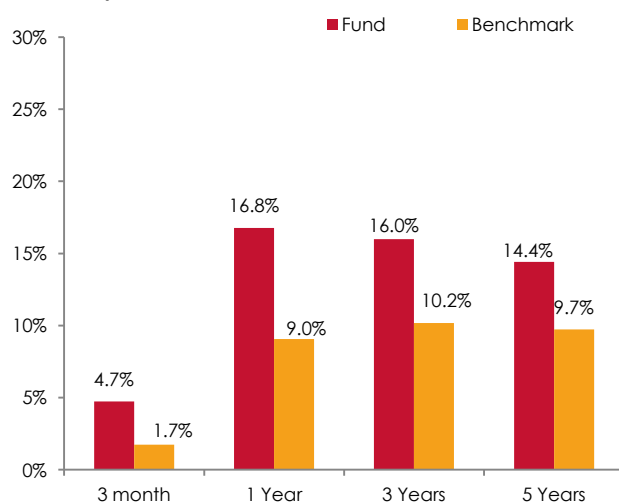
### Top 10 Securities

Share	% of Portfolio	Share	% of Portfolio
1 MTN Goup	1.9%	6 Anglo American	1.3%
2 Naspers	1.8%	7 Old Mutual Namibia	1.2%
3 Standard Bank Group	1.6%	8 British American Tobacco	0.9%
4 Sasol	1.4%	9 BHP Billiton	0.8%
5 FirstRand	1.4%	10 Compagnie Richemont	0.7%

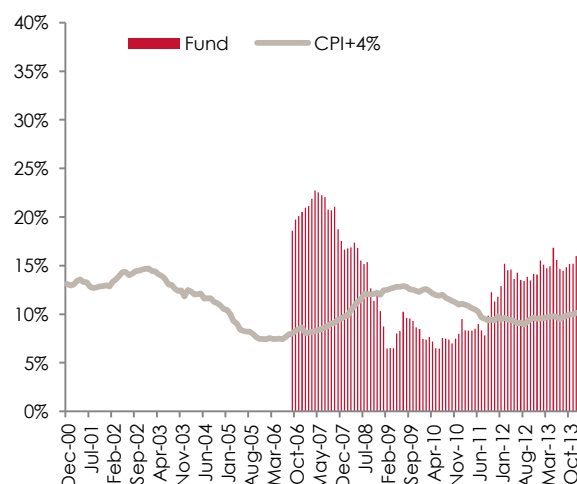
### Cumulative Performance vs Benchmark since inception



### Historical performance as at 31 December 2013



### 3 -year rolling performance vs. CPI target



## Benchmark Retirement Fund Default Portfolio

**Risk Profile:** Moderate-low

**Size:** N\$ 437m

**Inception:** Aug-99

### Portfolio Description

The Default Portfolio has the following objectives:

- To reduce volatility of returns
- To achieve a real return of 4% (net of fees) over a rolling 3 year period
- To reduce risk of large negative returns over rolling 12 months
- To reduce risk by spreading assets between more than one investment manager

The Default Portfolio has a risk profile lower than that of the moderate risk portfolios and as such the expected long term returns should also be lower. The Trustees use their absolute discretion in selecting the best manager offering and reserve the right to appoint or replace Asset Managers at any time.

### Benchmark

The benchmark for this fund is Namibian Headline inflation +5% over a rolling three year period.

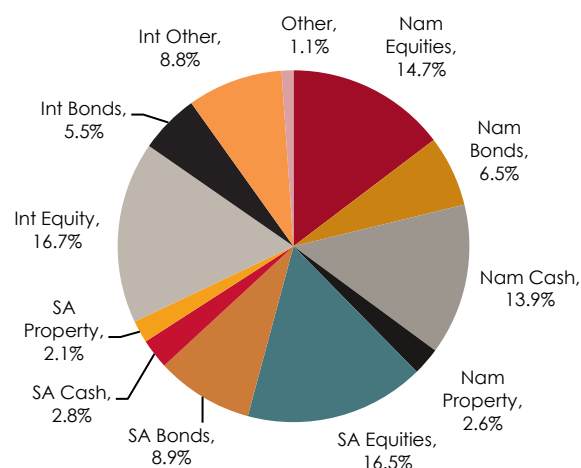
**Fees:** 0.75%p.a.

### Portfolio Mix as at 31 December 2013

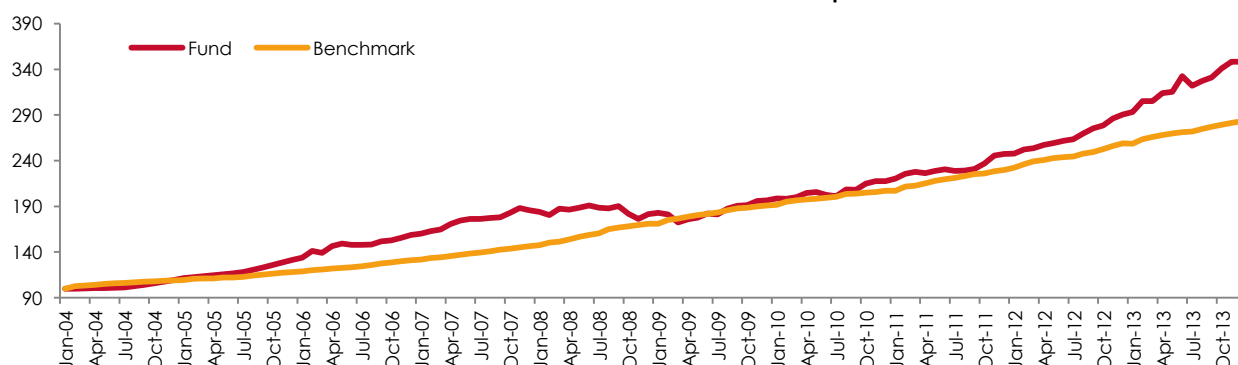
Allan Gray Namibia Investment Trust  
Prudential Namibia Inflation Plus

For the period from January 2004 to July 2007 the Default portfolio assets were invested 100% in the Metropolitan Absolute Return Fund. As from July 2007 the Trustees decided to add the Prudential Namibia Inflation Plus Fund to the default portfolio. It was decided to replace the Metropolitan Absolute Return Fund with the Allan Gray Namibia Investment Trust as from 1 January 2011. Cash Flows would be split equally between the two portfolios.

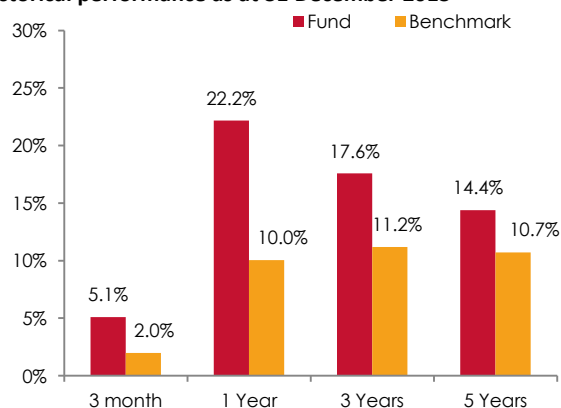
### Asset Allocation as at 31 December 2013



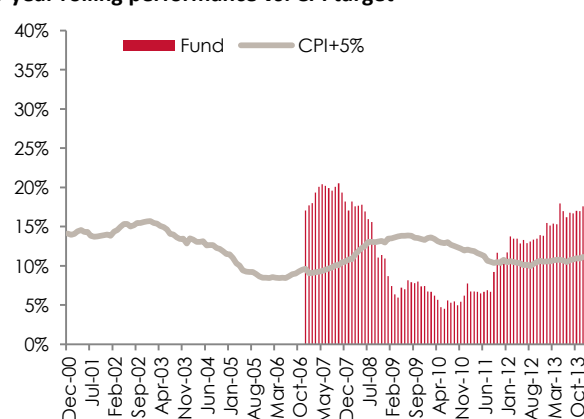
### Cumulative Performance vs Benchmark since inception



### Historical performance as at 31 December 2013



### 3-year rolling performance vs. CPI target



## Sanlam Namibia Active Fund

**Risk Profile:** Low  
**Size:** N\$ 1.3bn

### Portfolio Description

The Sanlam Namibia Active Fund's objective is to provide a high level of income and maximise returns. This fund invests in income yielding assets including fixed income assets, preference shares and property.

**Inception:** 1 June 2007

**CIO:** Gerhard Cruywagen

### Portfolio Manager

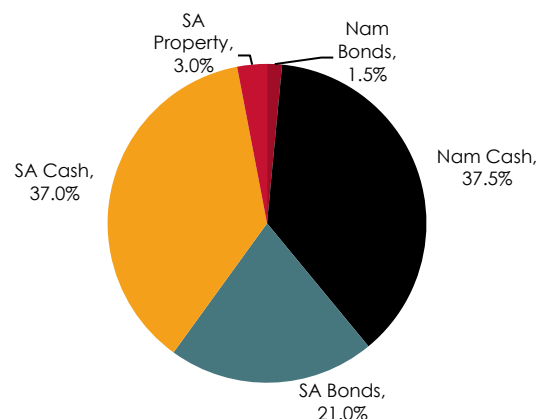
Andre Roux, Phillip Liebenberg, Tertius Liebenberg

### Benchmark

The benchmark for this portfolio is the BEASSA 1-3 year All Bond Index.

**Fees:** 0.60% p.a on average month end market value

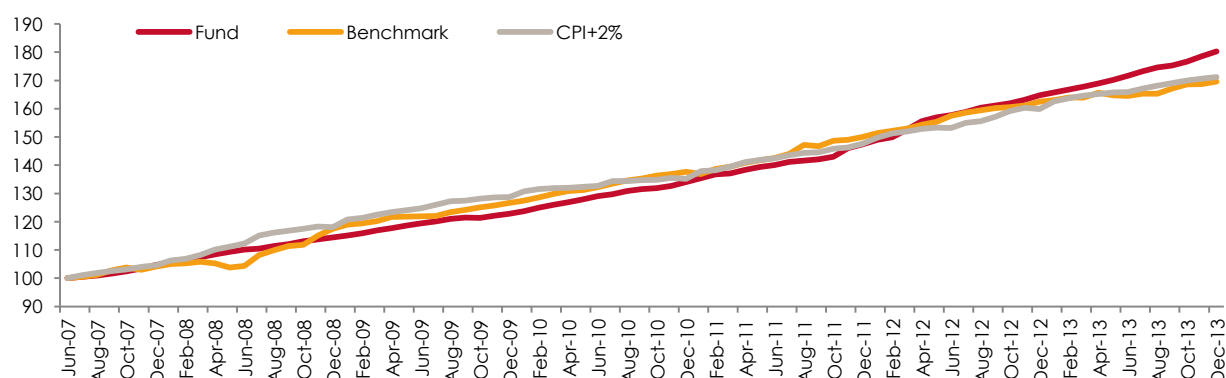
### Asset Allocation as at 31 December 2013



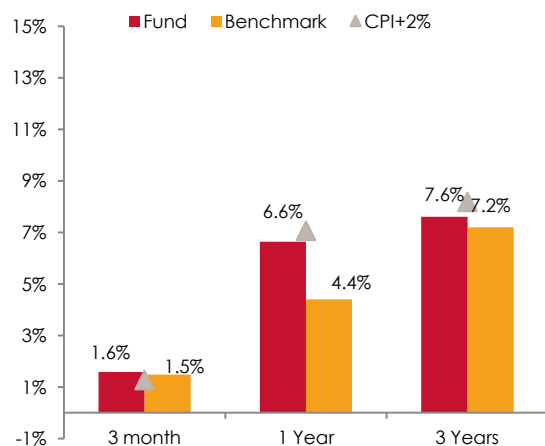
### Top 10 Securities

Share	% of Portfolio	Share	% of Portfolio
1 Bank Windhoek Commercial Income Fund Class	15.1%	6 R210 ILB 310328	1.7%
2 Sim Namibia Floating Rate Fund Class B2 (D)	7.5%	7 Capitec Bank F/R 06052016	1.6%
3 R213RSA 7.00% 280231	2.9%	8 Standard Bank F/R 01032017	1.6%
4 R208 RSA 6.75% 310321	2.3%	9 Standard Bank F/R 190617	1.5%
5 SIM Property Fund	1.9%	10 AB013 ABSA 8.295% 211118	1.4%

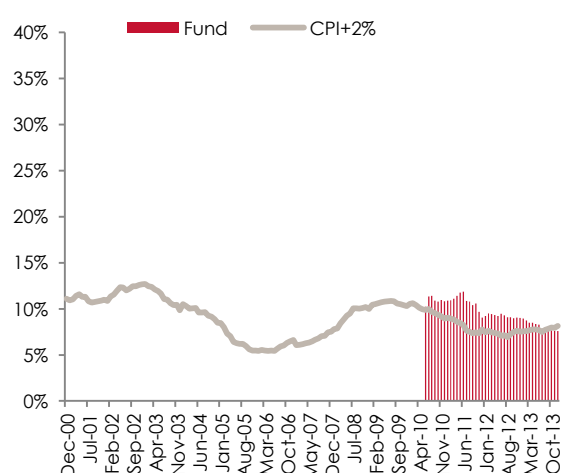
### Cumulative Performance vs Benchmark since inception



### Historical performance as at 31 December 2013



### 3-year rolling performance vs. CPI target



## Money Market

**Risk Profile:** Capital Preservation

**Size:** N\$4.2bn

### Portfolio Description

The Money Market Fund aims to achieve stable and secure returns for the risk averse investor by investing in a diversified combination of liquid money and capital market instruments. The underlying investment is the Bank Windhoek Investment Fund.

**Inception:** Feb-02

**CIO:** Ian Erlank

### Portfolio Manager

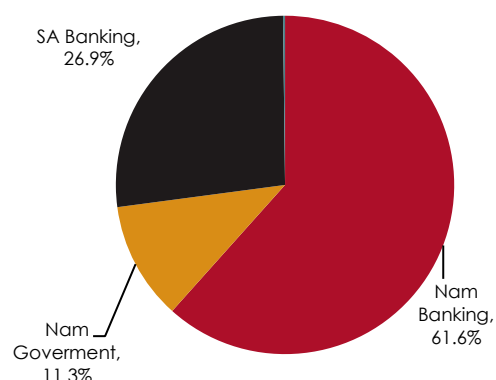
Capricorn Asset Managers (Tertius Liebenberg)

### Benchmark

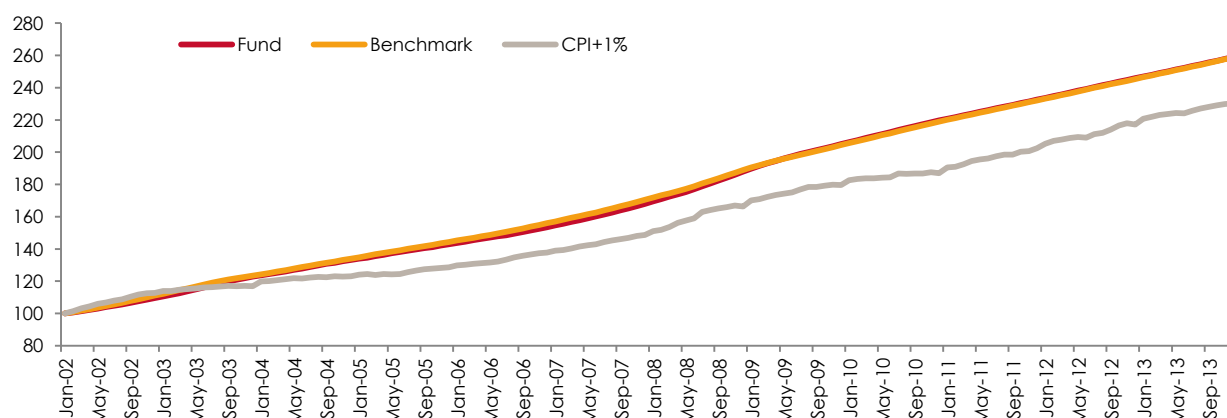
The benchmark for this portfolio is the Bank of Namibia 7 day Repo Rate. For comparative purposes the IJG Money Market Index has been used as benchmark.

**Fees:** 0.5% p.a. on average month end market value

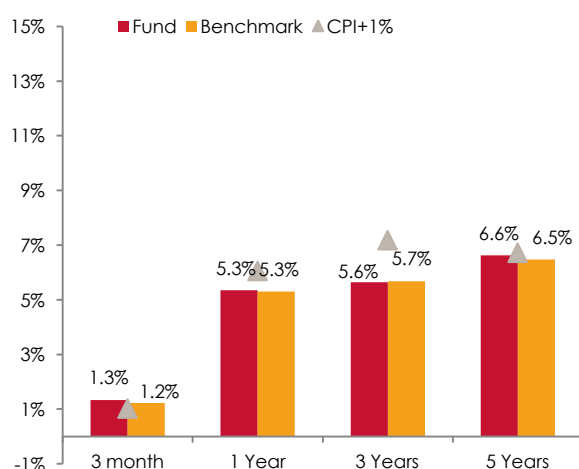
### Asset Allocation as at 31 December 2013



### Cumulative Performance vs. Benchmark since inception



### Historical performance as at 31 December 2013



### 3-year rolling performance vs. CPI target

